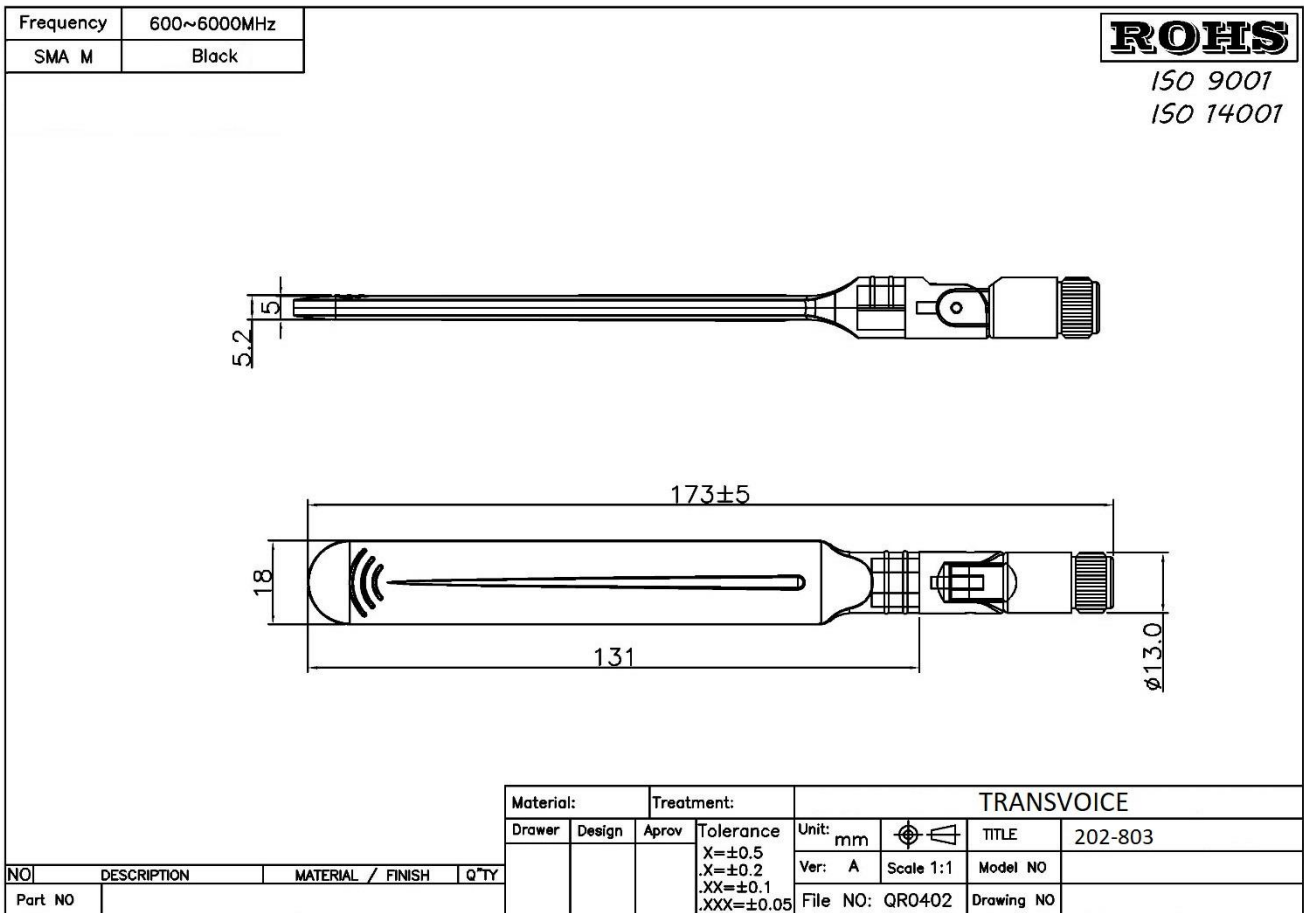




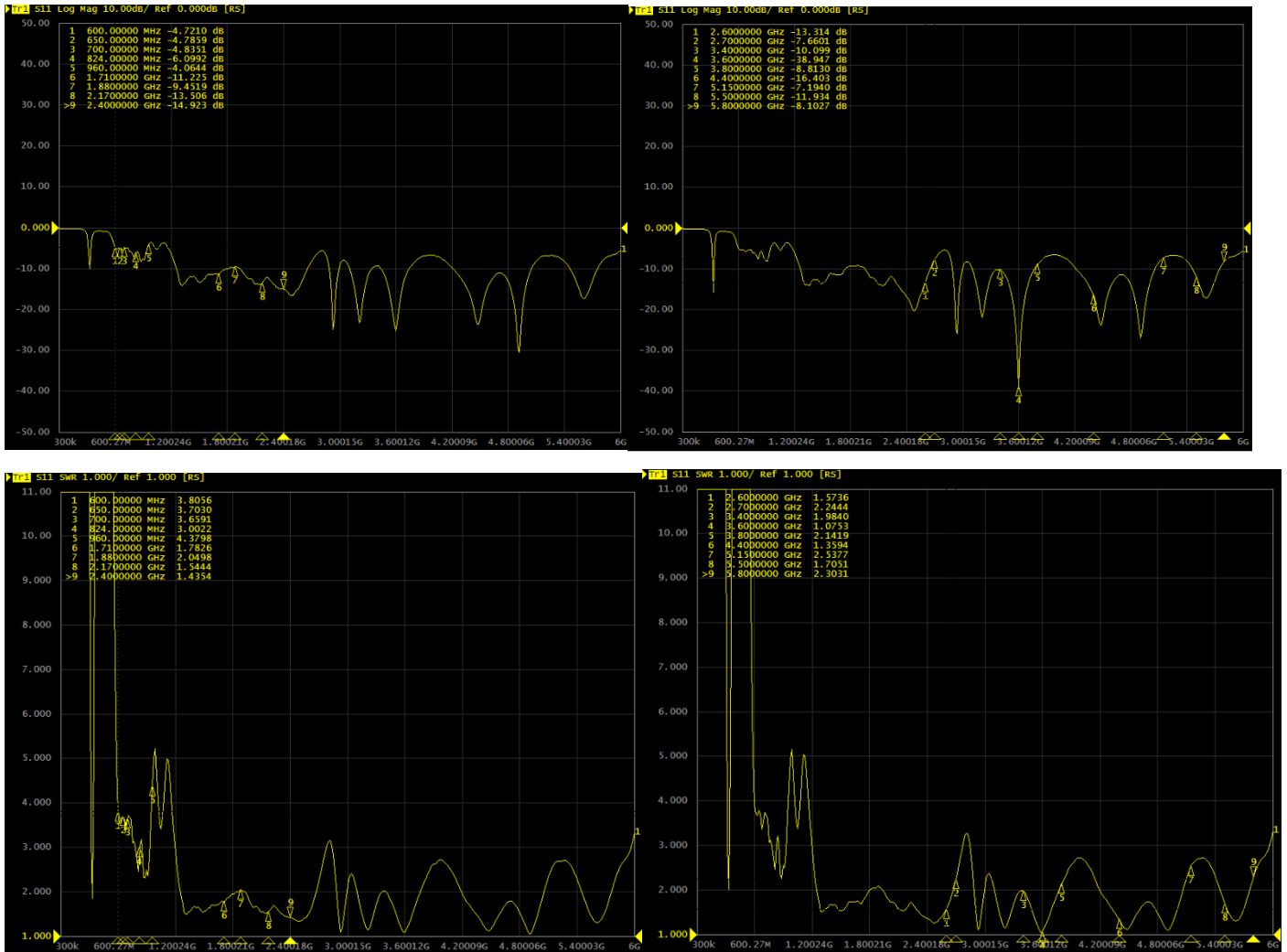
Specification

1. Product Type: 5G Antenna
 2. Part number: 202-803
 3. Frequency: 600~6000 MHz
 4. Connector: SMA M
 5. Storage temperature: -20°C ~ +70°C
 6. Operating temperature: -20°C ~ +70°C
- ✧RoHS Compliant




Frequency (MHz)	Return Loss (dB)	VSWR	Efficiency (%)	GAIN (dB)
600	-4.72	3.8	52.12	0.39
650	-4.78	3.70	53.33	-0.09
700	-4.83	3.65	50.35	-0.66
824	-6.09	3.00	40.74	-1.26
960	-4.06	4.37	33.34	-1.5
1710	-11.22	1.78	61.38	1.88
1880	-9.45	2.04	59.02	2.28
2170	-13.50	1.54	51.88	3.05
2400	-14.92	1.43	82.22	4.62
2600	-13.31	1.57	52.84	0.86
2700	-7.66	2.24	52.48	0.79
3400	-10.09	1.98	74.3	4.94
3600	-38.94	1.07	83.18	3.93
3800	-8.81	2.14	68.55	3.24
4400	-16.40	1.35	50.47	4.48
5150	-7.19	2.53	42.17	2.69
5500	-11.93	1.70	57.68	2.75
5800	-8.10	2.30	34.28	2.01

Test Data (Return Loss & VSWR)

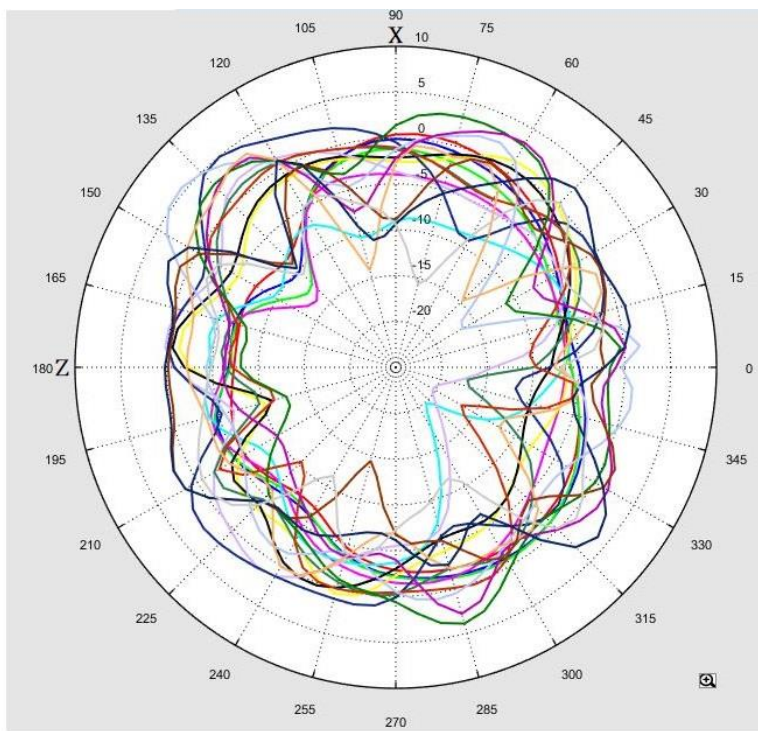


3D Test Photo

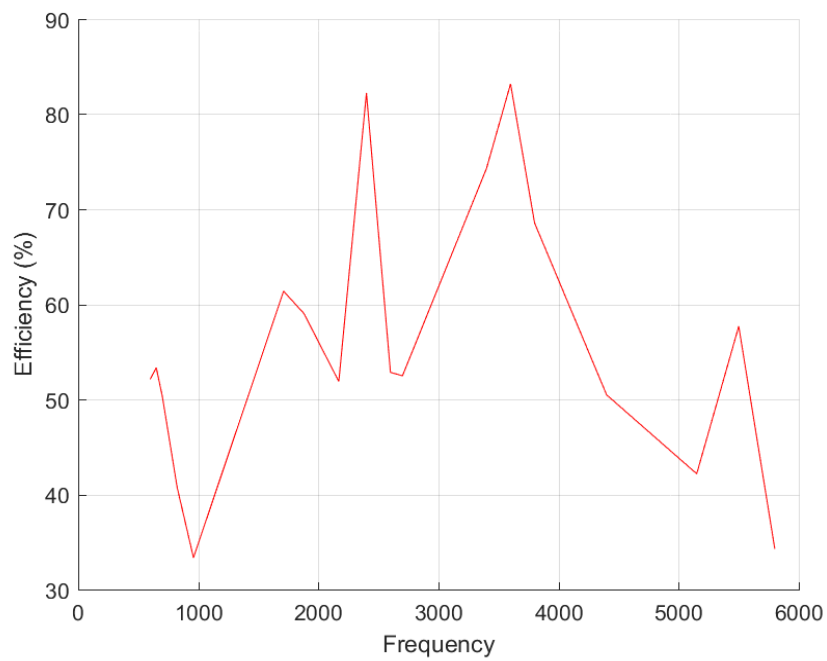


3D Test Data

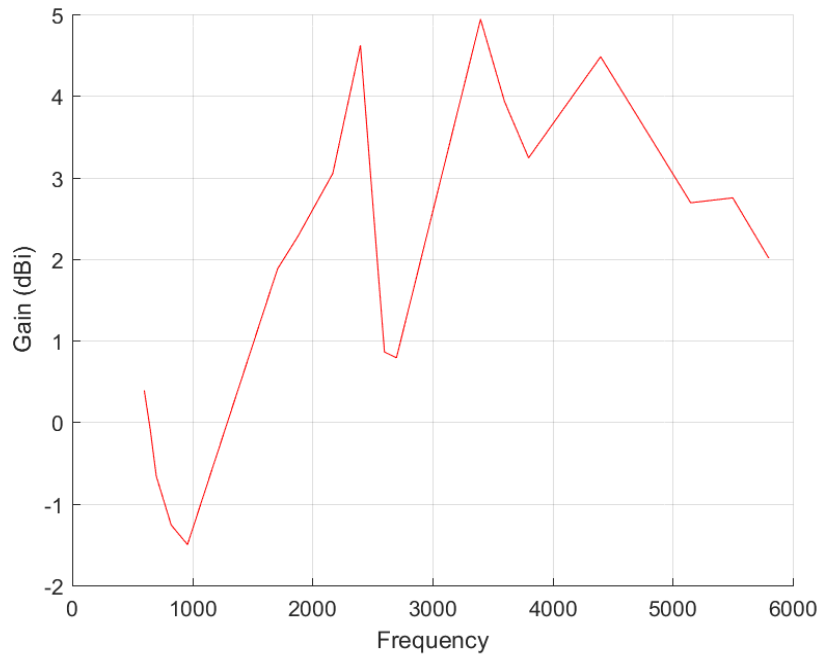
Freq. / Chan.	Color
600MHz	Red
650MHz	Blue
700MHz	Green
824MHz	Magenta
960MHz	Cyan
1.71GHz	Yellow
1.88GHz	Black
2.17GHz	Purple
2.4GHz	Dark Blue
2.6GHz	Teal
2.7GHz	Orange
3.4GHz	Light Blue
3.6GHz	Dark Green
3.8GHz	Pink
4.4GHz	Light Orange
5.15GHz	Brown
5.5GHz	Dark Blue
5.8GHz	Grey



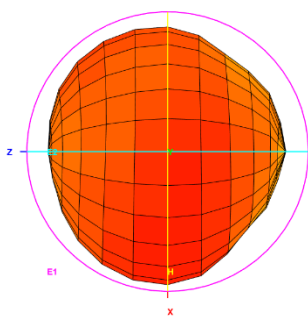
Total_Efficiency (%)



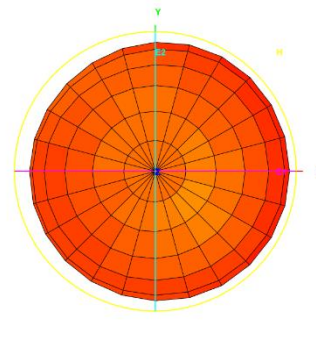
Total_Gain (dBi)



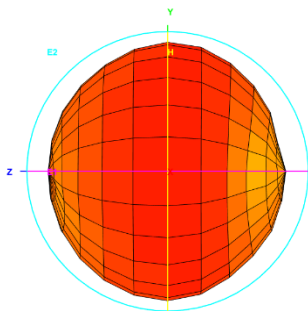
Total_3D_Top View_600MHz



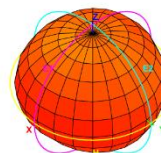
Total_3D_Front View_600MHz



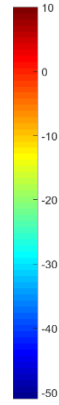
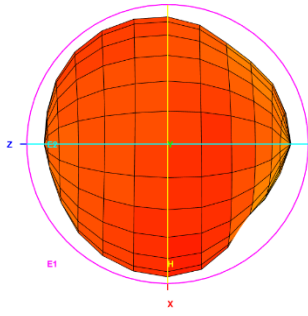
Total_3D_Left View_600MHz




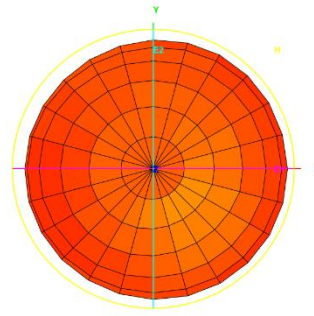
Total_3D_Side View 1_600MHz



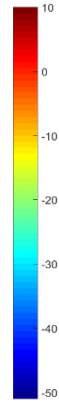
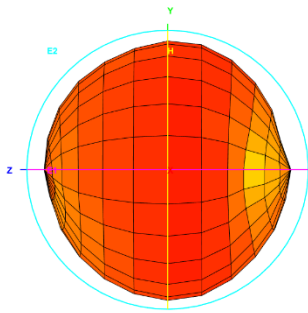
Total_3D_Top View_650MHz




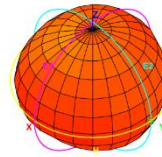
Total_3D_Front View_650MHz



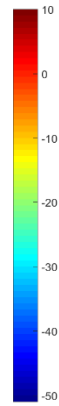
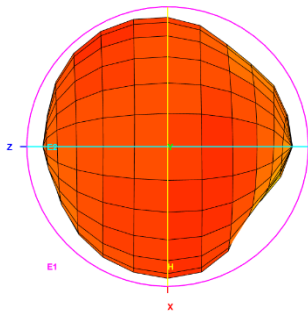
Total_3D_Left View_650MHz



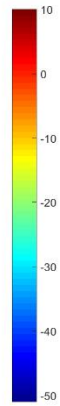
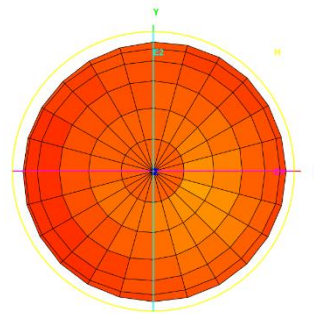
Total_3D_Side View 1_650MHz



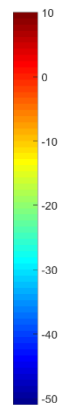
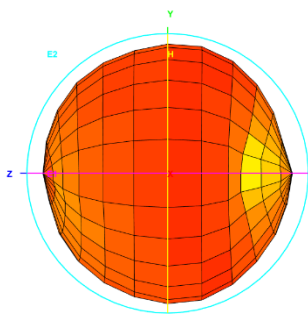
Total_3D_Top View_700MHz




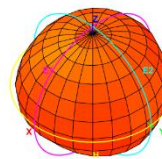
Total_3D_Front View_700MHz



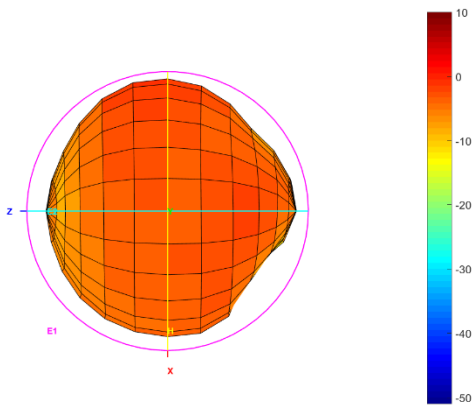
Total_3D_Left View_700MHz



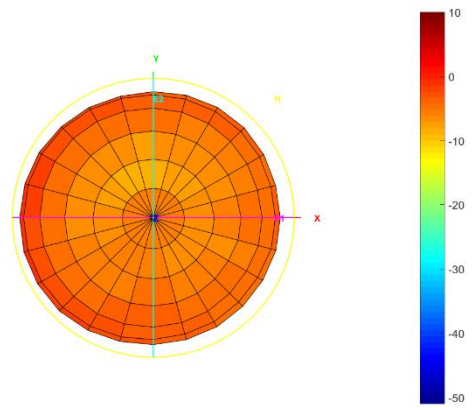
Total_3D_Side View 1_700MHz



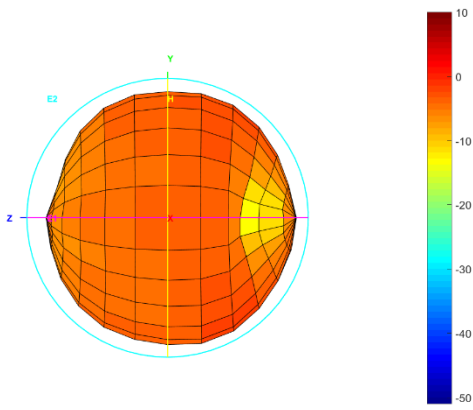
Total_3D_Top View_824MHz



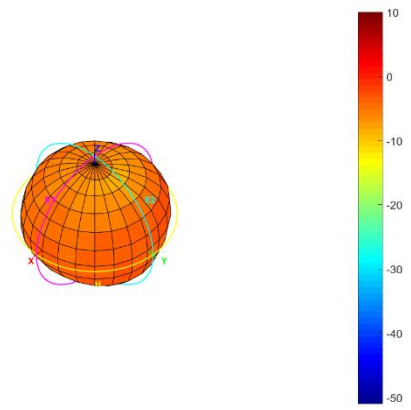
Total_3D_Front View_824MHz



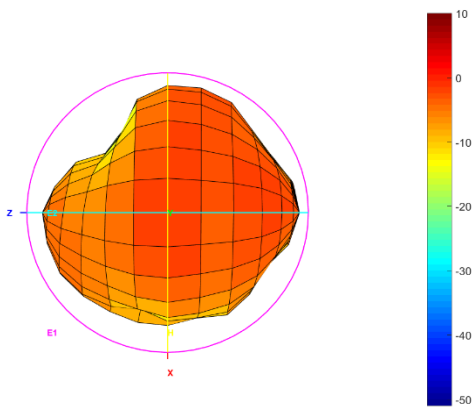
Total_3D_Left View_824MHz



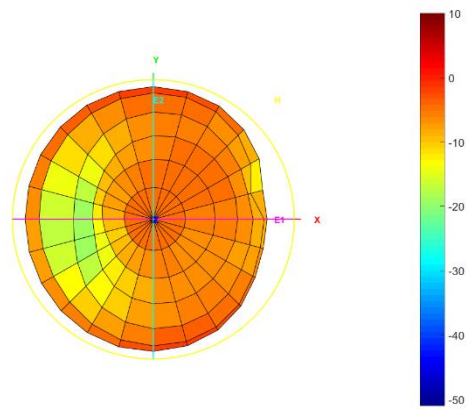
Total_3D_Side View 1_824MHz



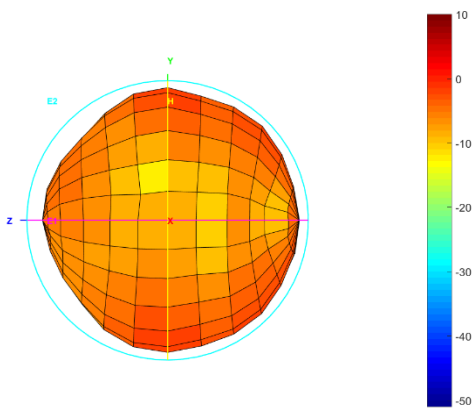
Total_3D_Top View_960MHz



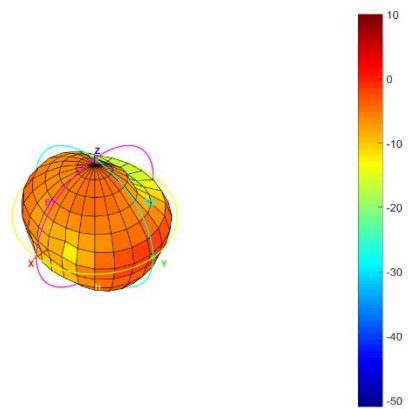
Total_3D_Front View_960MHz



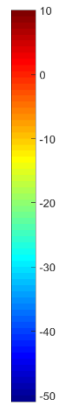
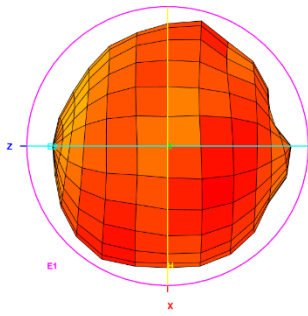
Total_3D_Left View_960MHz




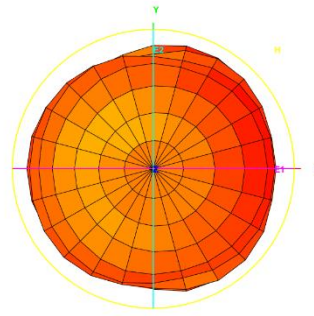
Total_3D_Side View 1_960MHz



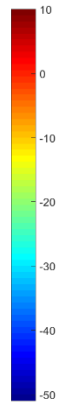
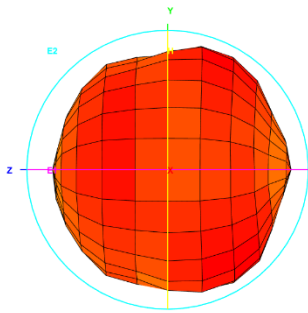
Total_3D_Top View_1.71GHz




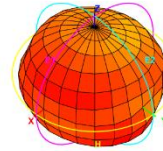
Total_3D_Front View_1.71GHz



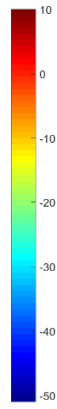
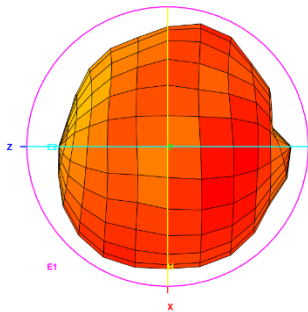
Total_3D_Left View_1.71GHz




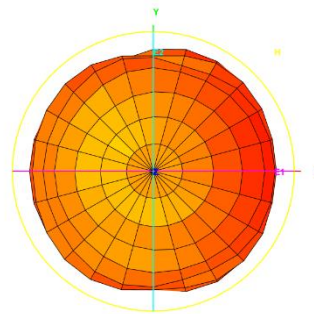
Total_3D_Side View_1.71GHz



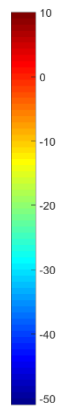
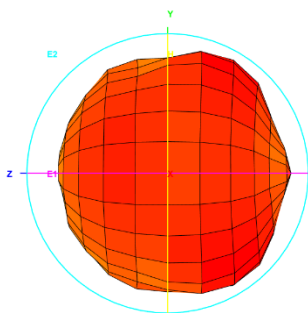
Total_3D_Top View_1.88GHz



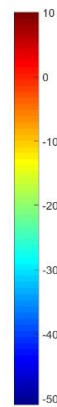
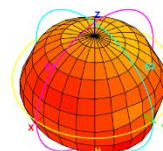
Total_3D_Front View_1.88GHz



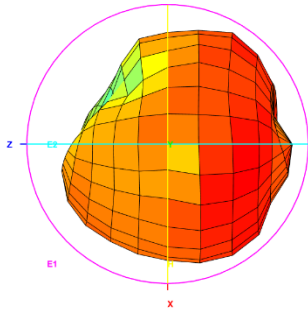
Total_3D_Left View_1.88GHz



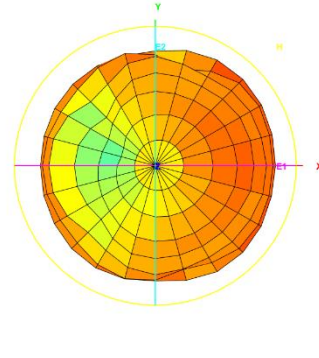
Total_3D_Side View_1.88GHz



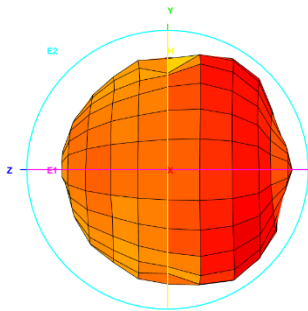
Total_3D_Top View_2.17GHz



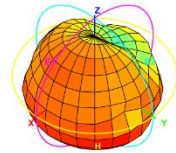
Total_3D_Front View_2.17GHz



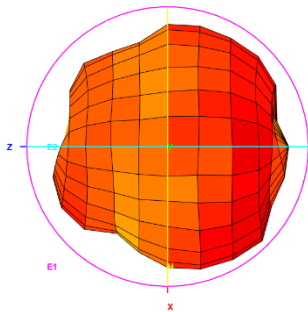
Total_3D_Left View_2.17GHz



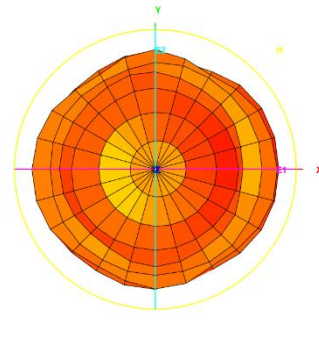
Total_3D_Side View 1_2.17GHz



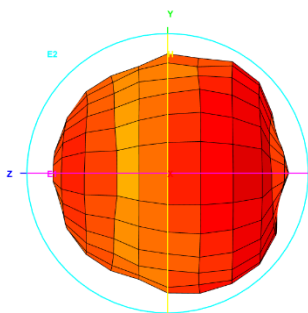
Total_3D_Top View_2.4GHz



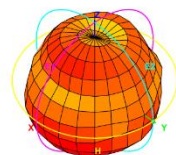
Total_3D_Front View_2.4GHz



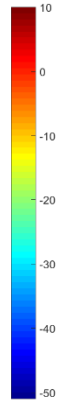
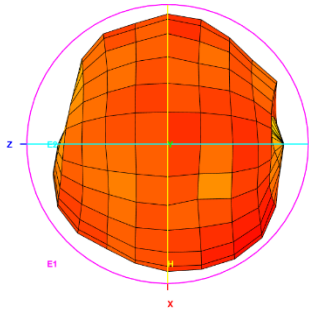
Total_3D_Left View_2.4GHz



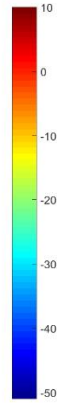
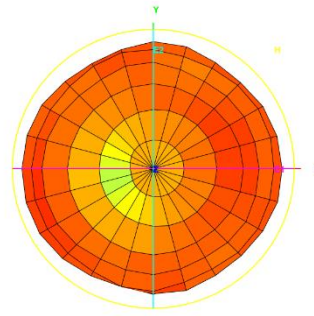
Total_3D_Side View 1_2.4GHz



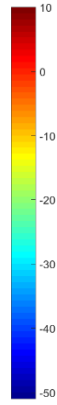
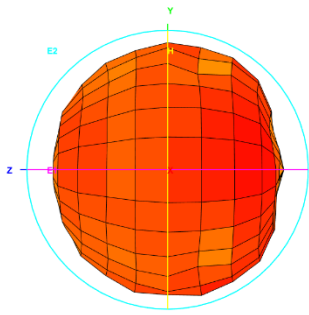
Total_3D_Top View_2.6GHz



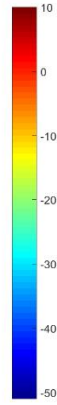
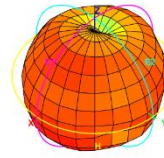
Total_3D_Front View_2.6GHz



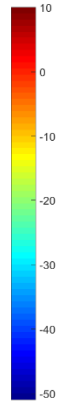
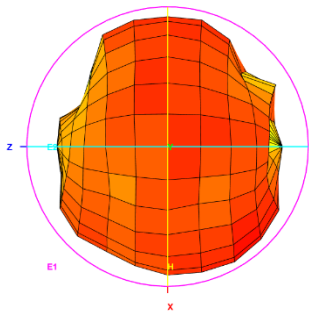
Total_3D_Left View_2.6GHz



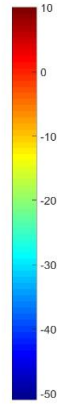
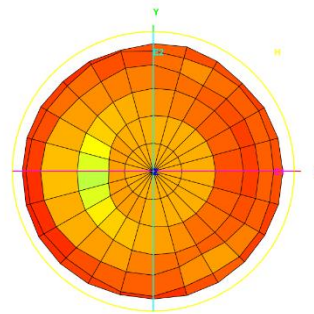
Total_3D_Side View 1_2.6GHz



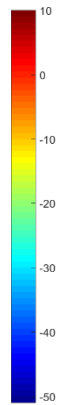
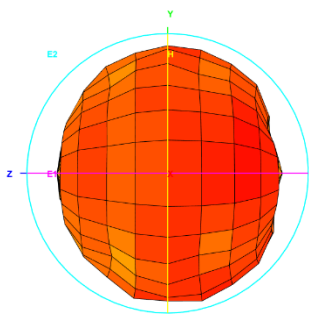
Total_3D_Top View_2.7GHz




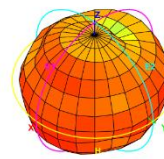
Total_3D_Front View_2.7GHz



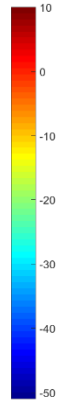
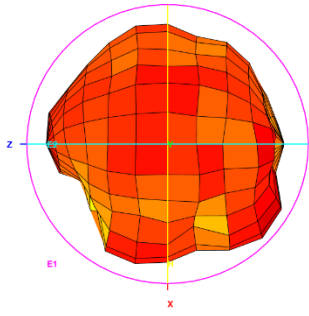
Total_3D_Left View_2.7GHz




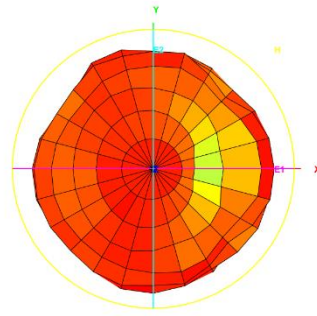
Total_3D_Side View 1_2.7GHz



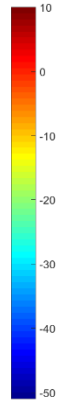
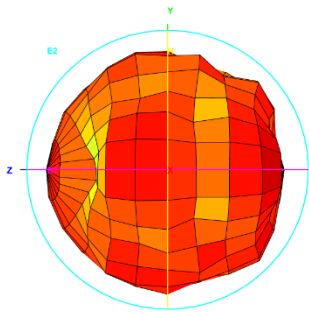
Total_3D_Top View_3.4GHz




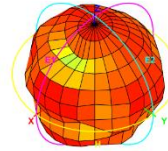
Total_3D_Front View_3.4GHz



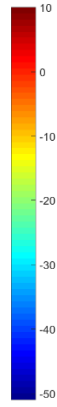
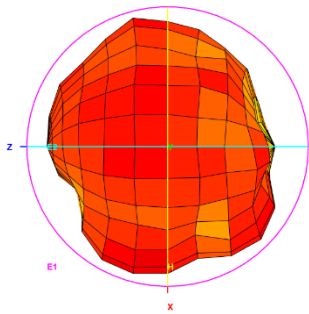
Total_3D_Left View_3.4GHz




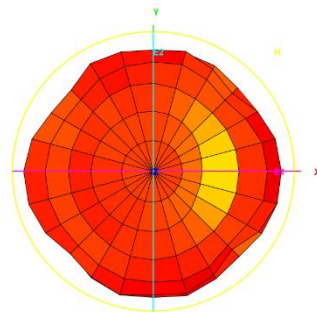
Total_3D_Side View 1_3.4GHz



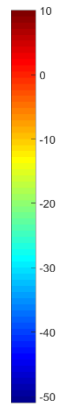
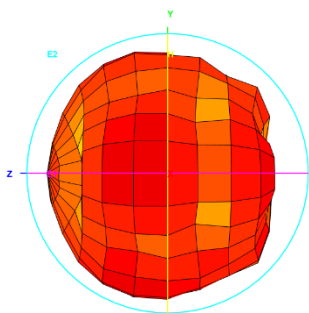
Total_3D_Top View_3.6GHz




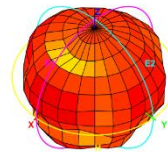
Total_3D_Front View_3.6GHz



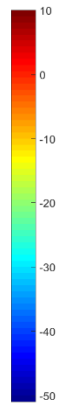
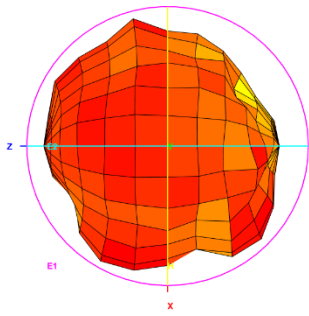
Total_3D_Left View_3.6GHz




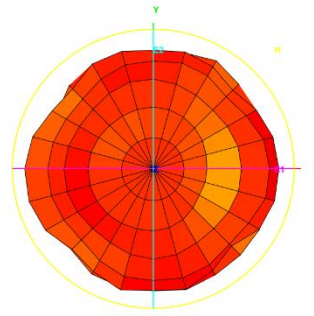
Total_3D_Side View 1_3.6GHz



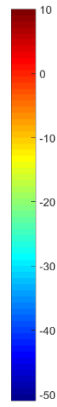
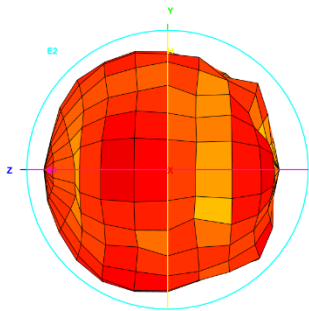
Total_3D_Top View_3.8GHz




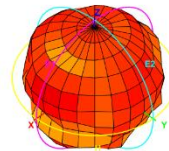
Total_3D_Front View_3.8GHz



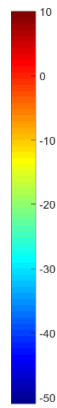
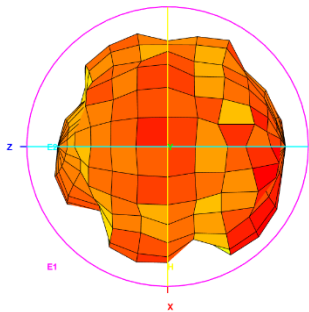
Total_3D_Left View_3.8GHz




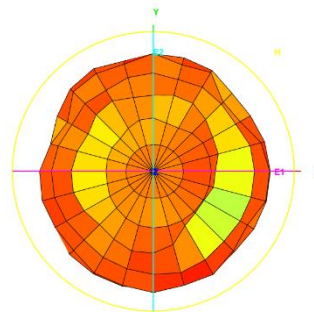
Total_3D_Side View 1_3.8GHz



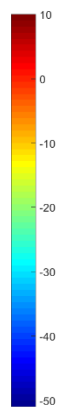
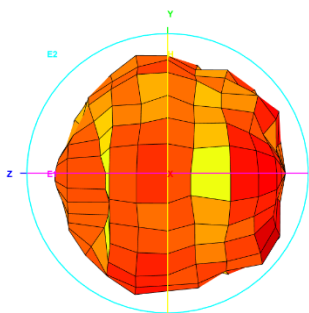
Total_3D_Top View_4.4GHz




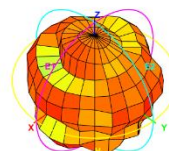
Total_3D_Front View_4.4GHz



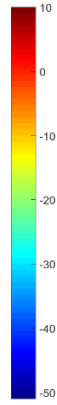
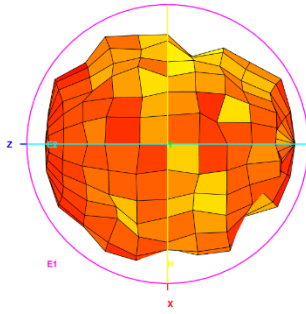
Total_3D_Left View_4.4GHz




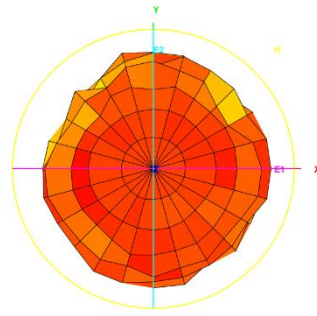
Total_3D_Side View 1_4.4GHz



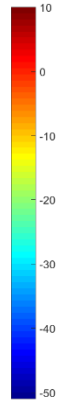
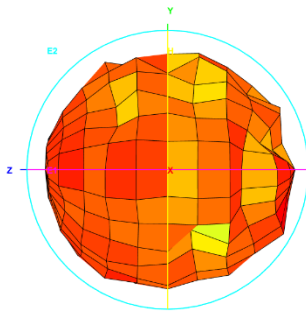
Total_3D_Top View_5.15GHz




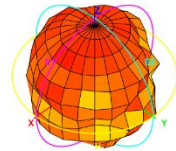
Total_3D_Front View_5.15GHz



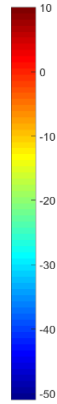
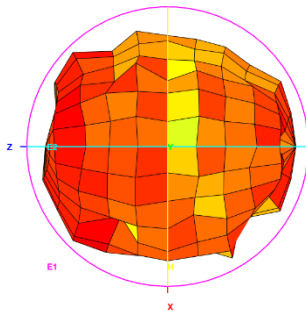
Total_3D_Left View_5.15GHz




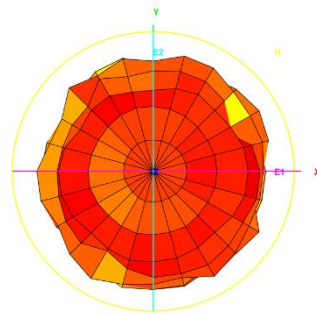
Total_3D_Side View 1_5.15GHz



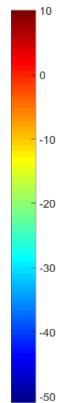
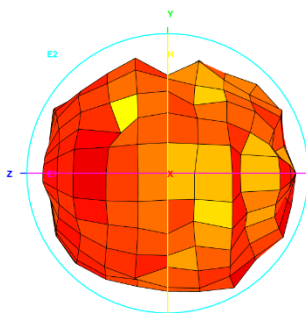
Total_3D_Top View_5.5GHz




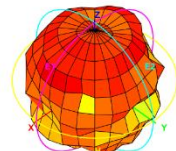
Total_3D_Front View_5.5GHz



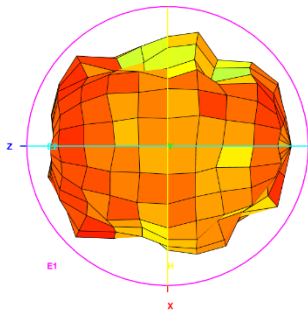
Total_3D_Left View_5.5GHz



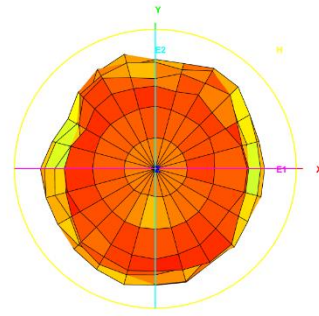
Total_3D_Side View 1_5.5GHz



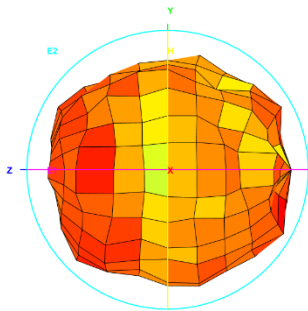
Total_3D_Top View_5.8GHz



Total_3D_Front View_5.8GHz



Total_3D_Left View_5.8GHz



Total_3D_Side View 1_5.8GHz

